



SceneStyle4 Control Plates and Fascias



SCE-04-PBR-44 with SCE-02-04-BLA



SCE-04-BSS-44 with SCE-02-04-BLA



SCE-04-WHI-44 with SCE-02-04-WHI



- ☒ FOUR CIRCUITS of trailing edge dimming, (2 x 500 watts, 2 x 250 watts, 1000 watts maximum).
- ☒ FOUR PROGRAMMABLE SCENES plus On/Off and Raise/Lower of any Scene or Circuit.
- ☒ PROGRAMMABLE FADE rate from scene to scene.
- ☒ NO NEUTRAL REQUIRED, ideal for replacing mains switches or rotary dimmers. Uses existing wiring.
- ☒ INFRARED REMOTE control handset included as standard.
- ☒ FITS into UK double-gang sized back box (47mm).
- ☒ STYLISH SCREWLESS FASCIAS available in White, Brushed Stainless Steel, Brass and Chrome.
- ☒ INDICATOR BUTTONS available in Black or White to complement Fascias.
- ☒ INDICATOR LEDs with seven user selectable colours.
- ☒ MULTI-WAY switching and remote input control.

TECHNICAL DATA

	SCE-02-04 Control Plate
Power	2 x 500 watts, 2 x 250 watts, (1000 watts maximum).
Connections	Live In, Live out (4). No Neutral Required.
Controls	Eight buttons, incorporating infrared receiver.
Inputs	Four mains rated switch inputs for multi-way switching.
Indicators	Seven user programmable colours.
Dimensions	146mm x 86mm x 35mm. Weight 0.5kgs.
Fixing	Fits into UK double-gang sized back box (47mm).
Standards	Complies with EC, EMC and Low Voltage Directives (CE).

ORDER CODES

	Control Plates
SCE-02-04-BLA	Control plate with eight Black Buttons.
SCE-02-04-WHI	Control plate with eight White Buttons.

	Fascias
SCE-04-PBR-44	Fascia, Polished Brass.
SCE-04-BSS-44	Fascia, Brushed Stainless Steel.
SCE-04-POC-44	Fascia, Polished Chrome.
SCE-04-WHI-44	Fascia, White.

DESCRIPTION


SceneStyle4 from Mode is the stylish way to control your lighting. Self-contained, it connects to your existing wiring without fuss and can control up to four independent circuits of lighting. It can quickly and easily be programmed by the user to store any combination of four moods or "scenes", as well as on and off.

By selecting the different scenes, areas of your home can have completely different lighting atmospheres to suit your use of the space. So you can turn your living room into a home cinema, the day room into a quiet snug and the conservatory into a dining room, all at the touch of a button. You can also select "full on" for cleaning or manually increase or decrease the brightness of an individual scene or circuit. Each scene can be any combination of the four lighting circuits at any brightness level from a soft glow to a bright illumination. Even the time taken to "fade" between each different mood is programmable.

For example, in a kitchen-diner, there may be low voltage recessed down-lights in the ceiling, mains voltage wall lights, low voltage task lights under the wall cabinets and a pendant light over the dining table. By simply pressing a button, you can choose to alter the lighting levels to suit "food preparation", a "family meal", a quiet "romantic dinner" or a vibrant "party" mode.

Each SceneStyle4 is supplied as standard with an eight-button infrared handset that mimics the control panel, so you do not even have to leave the comfort of your favourite chair to enjoy hi-tech control of your lighting.

TECHNICAL



COMPANY SUMMARY

Mode was established in 1970 as an Original Equipment Manufacturer in Hertfordshire, England. Mode designs and manufactures electronic products principally for the lighting industry, initially supplying the discotheque market and more recently expanding into the architectural and cruise ship markets. Mode is a subsidiary of a privately owned Holding Company and has four associated electronic companies who together trade as "The Mode Group".